

pre-installation-
Manual Colenta[®]
INDX 43 / 3MW
INDX 43 / 5MW
NDT - Filmprocessor



Colenta[®]

COLENTA NDT Film Processors type:
INDX 43/3MW and INDX 43/5MW

To be used to process all standard NDT Films.

02/2004 AN

Colenta[®] INDX 43 / 3MW INDX 43 / 5MW

NDT - Filmprocessor

The processor is designed in such a way that only cold water supply, drain and power connection are necessary. The plumbing is carried out according to DIN 1986/1988 and must comply with local plumbing codes. The cold water supply must be lockable with a stop cock connected with a ¾" outlet (washing machine connection) to the processor.

Make sure that the stop cock is always reachable, as it has to be opened before work and to be closed after work. By means of the pressure/flow regulator, which is integrated in the 3-fold solenoid valve of the processor, at a water pressure of 0.3-10 bar flow rate will be limited to maximum 2.5ltr./min. For cleaning the racks and the processor tanks, as well as mixing the chemicals, it will be recommended to install a second water supply with stop cock and an approx. 2.5 mtr. long hose.

The drain tubes of the processor can be drained separately or together, according to the local code requirements. The necessary hose connections from the processor to the outlet (drain) are enclosed. The **fixer** can be collected separately in a plastic container (storage tank) or directly connected to a silver recovery unit. The **developer** is to be collected in a plastic container. In order to avoid a backwash of the drained, used chemicals, the drain hoses should be free of bends and with a constant fall. The drain must be ventilated!

A floor drain may be used or a wall drain with a built-in plastic syphon.

Note: Do not use brass or copper in the drain lines

The minimum diameter of the drain lines should be 40 mm.

Electrical:

For operation, a 16 A fused socket with earth contact is required. In case that over the same circuit other consuming devices which are strongly depending on the voltage, will be operated, an own circuit will be necessary. (for further information, see the processor datasheet)

Replenishment:


The replenisher storage tanks with each 30 litres capacity, are located in the base of the processor and must be accessible. Therefore, please notice the minimum wall clearance of the service requirements

Automatic Cooling: The processor electronics will automatically detect over temperature developer conditions and then activate a cold water cooling system. The temperature of the incoming cold water supply should be between 7 - 15 C in order for the system to operate efficiently. If not available and in cases where the processor is required to operate in warm ambient conditions a chiller system should be used on the developer tank solution. A chiller unit is available as an optional accessory from Colenta for either self installation or factory fitted if ordered with the processor.

Processor ventilation: The INDX 43/3MW (5MW) is supplied with an exhaust port located at the feed end of the processor. During installation this port must be connected to an external ventilation system provided at the installation site (sufficient power to ventilate the warm exhaust air away and out of the processing area).

Where the processor is installed in a „through wall“ location whereby an auto feeder or feed table is positioned in a darkroom and the main body of the processor is in daylight, it is important that the darkroom is pressurised to ensure a positive airflow from feed to dryer thus avoiding condensation related problems.

Water Supply, Drain connection and Replenishment:




2x30L Replenishment containers are supplied with the processor.

Watersupply-Kit assy:

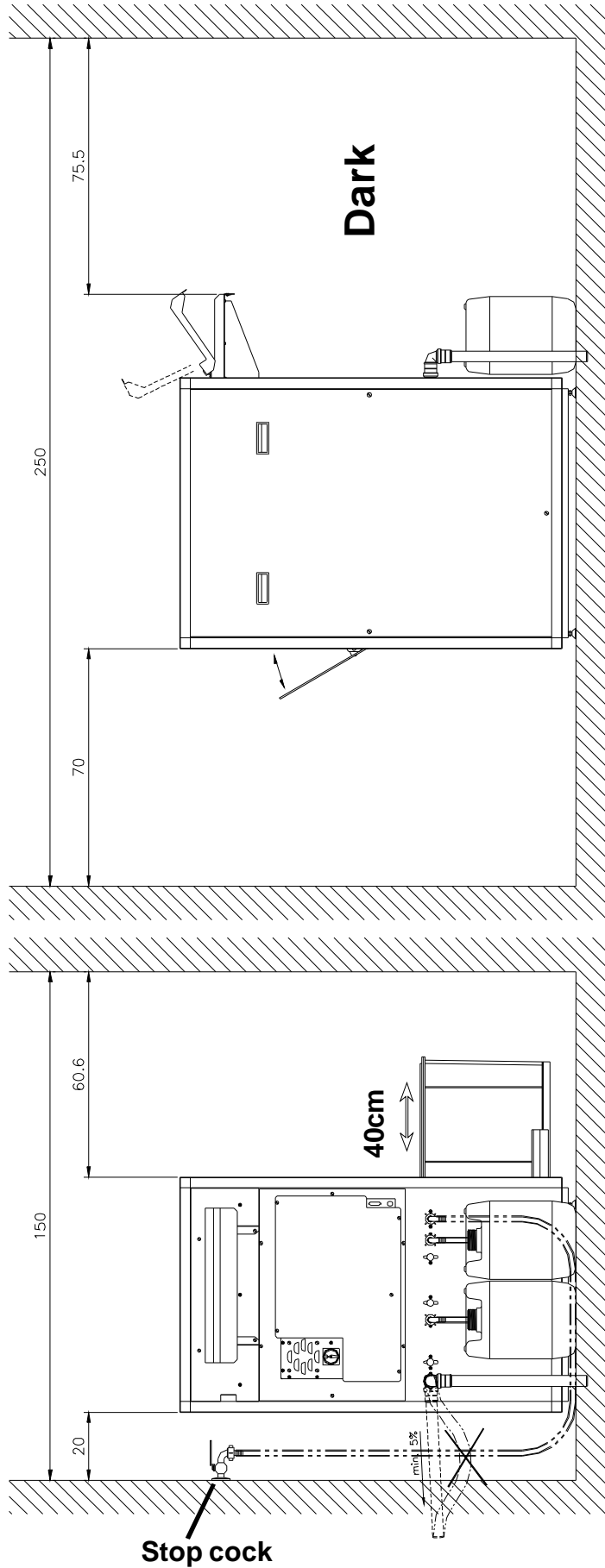
Order No.:90 60 008

Water IN

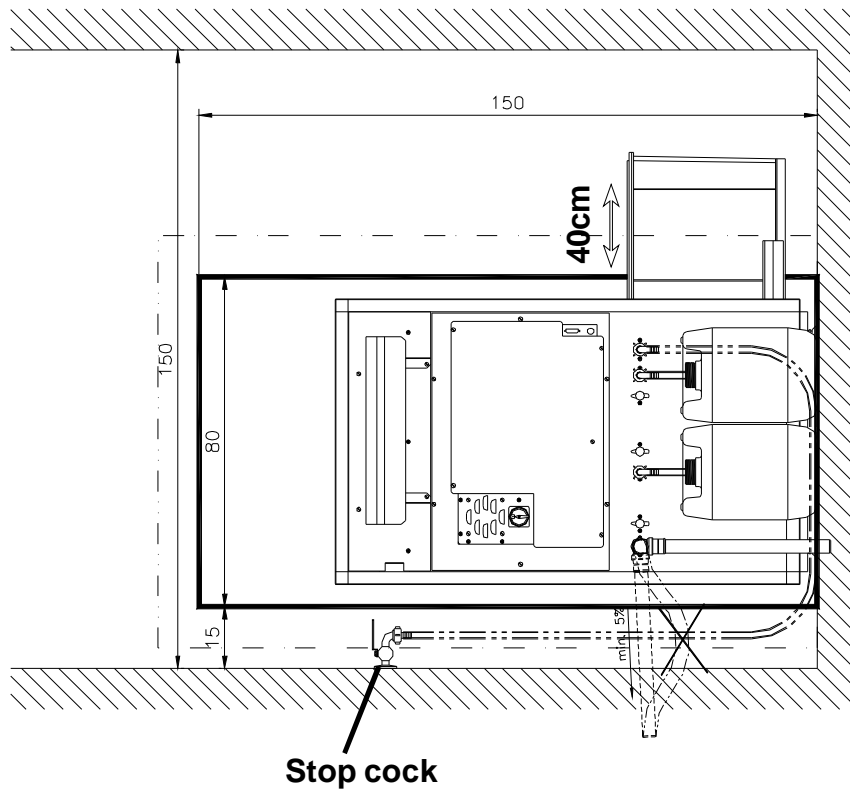
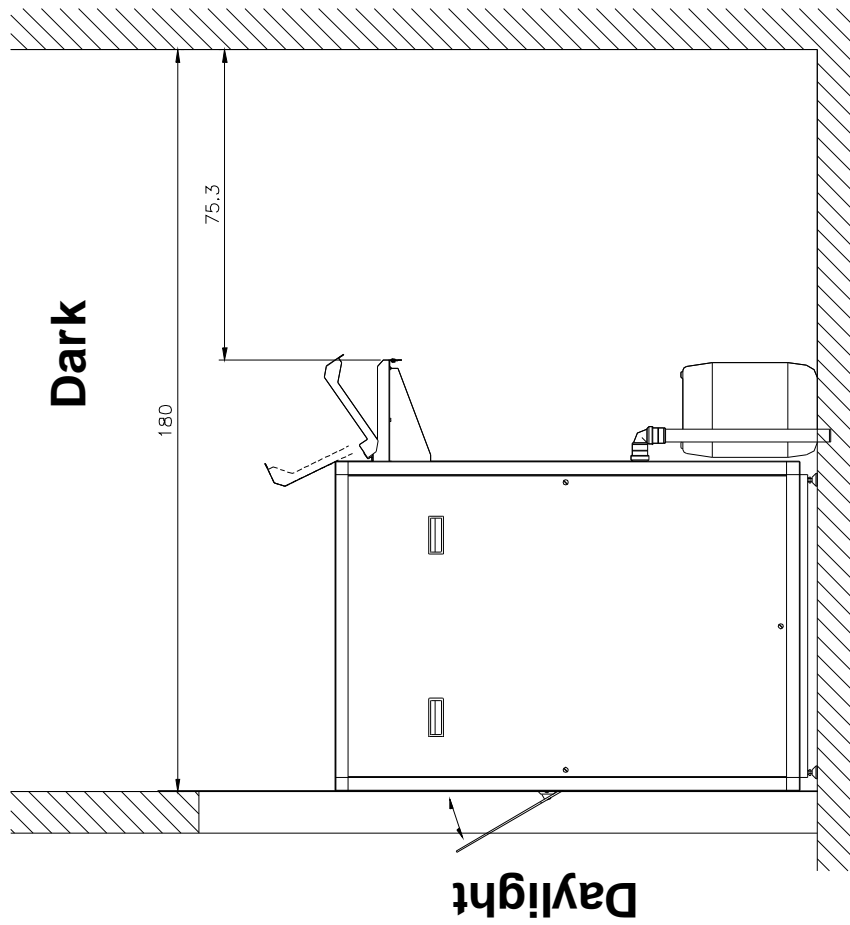


Pos. No.	Part No.	Beschreibung	Description	Quantity
1	90 45 000	Schlauchholländer 3/4"	Hose connector - 3/4in	3
2	90 45 001	Kugelhahn 3/4"	In Line Tap	3
3	90 45 002	Doppelnippel 3/4"	3/4in straight fitting	8
4	90 45 003	T-Stück 3/4"	T-Fitting 3/4in	1
5	90 45 004	Bogen 3/4"-90°	3/4in Elbow - 90°	2
6	90 45 005	Reduzierung	Male/Female fitting	2
7	90 45 007	Holländer	Filter inlet/outlet fitting	2
8	90 45 009	Dichtung	Flat washer	2
9	90 45 027	Filtergehäuse	Fiter Housing	1
10	90 45 035	Filterpatrone	Filter Cartridge	1
11	90 70 420	Schlauch 1/2"	Hose 1/2"	4meters
12	90 81 826	Schlauchklemme	Hoseclamp	3

recommended Installation: "Free-standing"



recommended Installation: "Processor Darkroom - Exit to light"



recommended Installation:
"Infeed in Darkroom - processor in daylight"

